




Instruction for Use

Proteinase K

Molecular biology grade

For general laboratory use.

For *in vitro* use only.

	G07001	G07019	G07021
	1 x 50 mg	1 x 200 mg	1 x 800 mg
			



gerbion GmbH & Co. KG
Remsstr. 1
70806 Kornwestheim
Germany
phone: +49 7154 806 20 0
fax: + 49 7154 806 20 29
e-mail: info@gerbion.com
www.gerbion.com

1 Package Contents

Molecular biology grade Proteinase K, 1x 50 mg, 1x 200 mg or 1x 800 mg lyophilized each.

Proteinase K is an endolytic protease that cleaves peptide bonds at the carboxylic sides of aliphatic, aromatic or hydrophobic amino acids. Proteinase K is a broad-spectrum serine protease that is active under denaturing conditions and stable at high temperatures. The smallest peptide to be hydrolyzed by this enzyme is a tetrapeptide.

2 Product Specifications

Source:	<i>Tritirachium album</i>
Activity:	≥2.5 U/mg (Casein, 37°C)
RNase Activity:	Not detectable
DNase Activity:	Not detectable
Inhibitors:	DFP, Hg ²⁺ , PMSF

One unit is defined as the amount of enzyme that will liberate 1 μmol of tyrosine per minute at 37°C, pH 7.5.

3 Transport and Storage

The Proteinase K must be stored at +18 to +25°C. If properly stored, the enzyme is stable until the date of expiry printed on the label.

Reconstituted Proteinase K solution has to be aliquoted. Aliquots stored at ≤ -18°C are stable for 12 months.

4 Procedure

When using with **NukEx Pure RNA/DNA Kit** (gerbion, Cat. No. G05004) or **NukEx Mag RNA/DNA Kit** (gerbion, Cat. No. G05012) reconstitute Proteinase K in PCR grade Water for a final concentration of 20 mg/ml.

	G07001	G07019	G07021
Concentration Proteinase K	50 mg	200 mg	800 mg
PCR grade water	2.5 ml	10.0 ml	40.0 ml

5 Abbreviations and Symbols



Catalog number



Batch code



Contains sufficient for <n> test



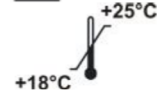
Content



Manufacturer



Use by YYYY-MM-DD



Limit of temperature



Consult instructions for use